

Elevation 4™ Frameless Solar Module

STL-135A / STL-140A / STL-145A / STL-150A



Superior Energy Yield

- Up to 10% more energy than crystalline silicon in most climates
- Industry leading temperature coefficient (-0.26%/°C) provides greater energy yield in most operating conditions
- Proprietary cell and circuit design minimizes impact of shade and debris
CEC listed, PTC/STC ratio of 92.9%



Leading Performance and Reliability

- Potential Induced Degradation (PID) resistant and free of Light Induced Degradation (LID) effects
- Designed and tested to survive harsh conditions

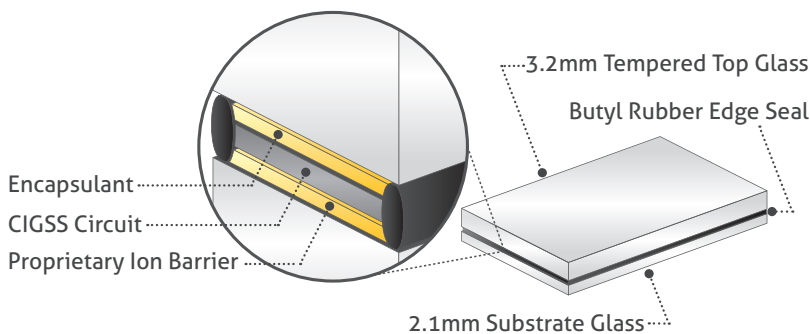


Certifications and Advanced Tests

- IEC 61646 1000V, IEC 61730 1000V, CE
- UL1703 1000V Class C Fire Rating (Class A Flame Spread), Fire Type 3
- PID Free, IEC 61701 Salt Mist (severity 6)
- ISO 9001:2008
- CSI Eligible (CA-USA), CEC Listed (Australia), OGPE (Puerto Rico)
- Restriction of Hazardous Substances (RoHS) compliant



Circuit Protection System®



Reliable and Durable with Stion CPS®

Proprietary Circuit Protection System®

Moisture Ingress Protection

Dual Glass Durability

Resistant to effects of Potential Induced Degradation (PID)



Made in the USA

- All of Stion's modules are designed and manufactured in the United States under the highest quality standards



STL-135A / STL-140A / STL-145A / STL-150A

Electrical Data*

Nominal Power, Pmax (W)	135	140	145	150
Module Efficiency (%)	12.6%	13.1%	13.5%	14.0%
Vmpp (V)	58.2	59.8	61	62.7
Imp (A)	2.32	2.34	2.38	2.39
Voc (V)	77.4	78.8	79.6	80.8
Isc (A)	2.62	2.65	2.68	2.72
Series Fuse Rating (A)	7			
Maximum System Voltage (V-dc)	1000 (UL & IEC)			
Temp. Coefficient (Pmpp)	-0.26%/°C			
Temp Coefficient (Voc)	-0.24%/°C			
Temp Coefficient (ISC)	0.004%/°C			
Factory Binning (W)	+ / - 2.5			
NOCT**	45.6°C			

* Measured at Standard Testing Conditions (STC): 25°C, 1000 W/m², AM 1.5 after factory light soaking. All ratings are ± 10% unless noted otherwise.

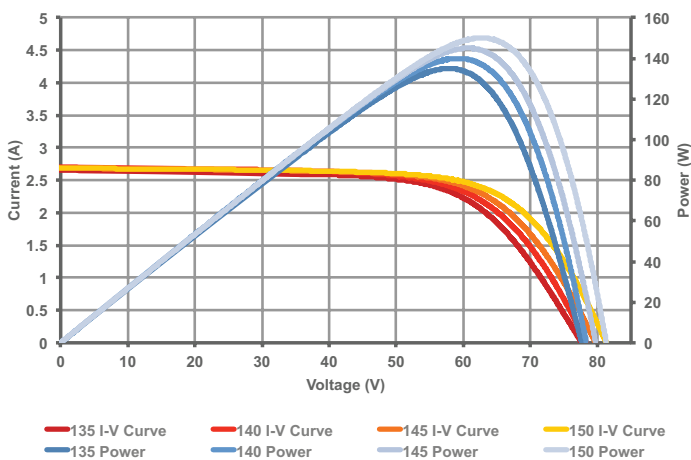
** Normal Operating Cell Temperatures (NOCT): 800 W/m², 20°C air temperature, 1m/s wind speed

Relative efficiency reduction of maximum power from an irradiance of 1,000 W/m² to 200 W/m² at 25°C is approximately 7% with a standard deviation of 3%.

Normal Operating Cell Temperature Conditions

Nominal Power, Pmax (W)	102	106	110	114
Vmpp (V)	53.8	55.3	56.4	58
Imp (A)	1.91	1.92	1.95	1.96
Voc (V)	70.3	71.5	72.3	73.3
Isc (A)	2.17	2.19	2.22	2.25

I-V Curves



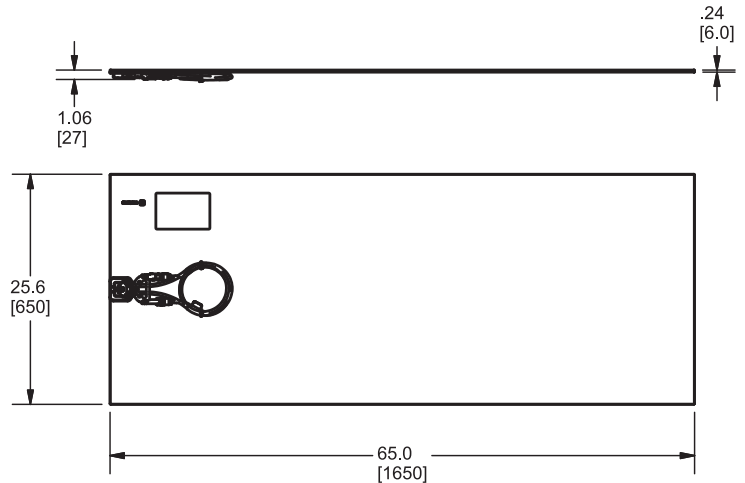
Warranty and Qualifications

Limited Power	90% at 10 years, 80% at 25 years
Workmanship	10 years



Caution! Read Safety & Installation Manual before handling, installing or operating Stion products. Specification included in this datasheet are subject to change without notice.

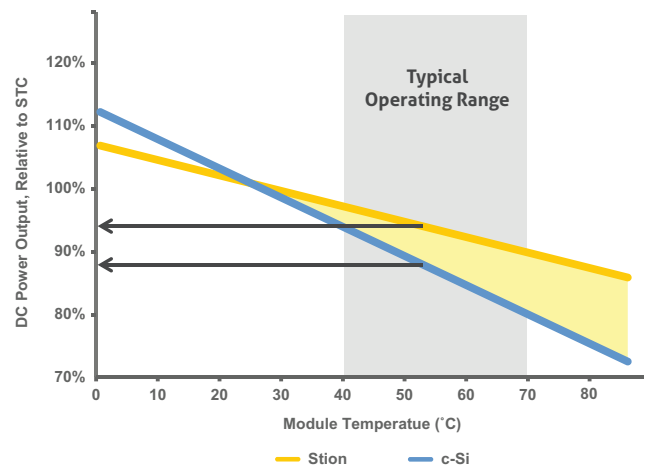
Dimensions Inches [mm]



Mechanical Data

Width	25.6 in (650mm)
Length	65.0 in (1650mm)
Thickness	0.24 in (6.0mm)
Weight	33.0 lbs (15kg)
Total Area	11.56 ft ² (1.07m ²)
Cable	PV Wire, 14 AWG Cable 39 3/8 in (1m)
Connectors	MC-4 type
J-Box	IP 67 rated
Front Glass	3.2mm tempered with anti-reflective coating
Back Glass	2.1mm annealed float
Mechanical / Wind Load	2400 Pa (50 psf)

Industry Leading Warm Temperature Performance



Packaging Configuration

STL	Modules Per Box: 50
	Modules Per 40' Container: 1200